

Hope, Arkansas

Market Guide

www.hopeusa.com

(Custom Trade Area)

City Contact Information



Anna Powell
Hempstead County Economic Development
President

Email: anna@hopeusa.com
Office: (870) 777-8485

108 West 3rd
P.O. Box 971
Hope, AR 71802



Demographics

(CTA Demos)



Population
27,747



Median Household Income
\$46,560



Households
11,189

Peer Analysis

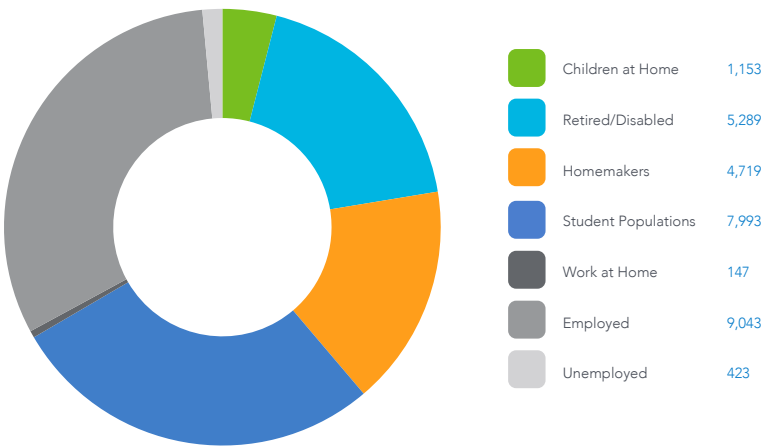
The Peer Analysis, built by Retail Strategies along with our analytics partner (Tetrad), identifies analogue retail nodes within a similar demographic and retail makeup. The Peer Analysis is derived from a 5 or 10 minute drive time from major comparable retail corridors throughout the country. The variables used are population, income, daytime population, market supply and gross leasable area. The following are retail areas that most resemble this core city:

Peer Trade Areas

1910 Martin Luther King Blvd	Malvern, AR
910 Unity Rd	Crossett, AR
427 Highway 425 N	Monticello, AR
800 Highway 64 E	Wynne, AR
950 California Ave SW	Camden, AR
2204 S 5th St	Leesville, LA
1621 North Business 9	Morrilton, AR
2720 W Keiser Ave	Osceola, AR
765 Hurst Street	Center, TX
800 W Gibson St	Jasper, TX

Daytime Population 28,767

(CTA Demos)



GAP Analysis \$61,135,399

(CTA Demos)

The Gap Analysis is a summary of the primary spending Gaps segmented by retail category. It measures actual consumer expenditures within the City's trade area and compares it to the potential retail revenue generated by retailers in the same area. The difference between the two numbers reflects leakages, or the degree to which consumers travel outside the community for certain retail goods and services. The Gap analysis is a useful tool to gauge retail supply and demand within the community.



Foodservice and Drinking Places	\$32,923,790
Building Material and Garden	\$11,602,671
Furniture and Home Furnishings Stores	\$9,586,464
Electronics & Appliances Stores	\$3,625,971
Beer, Wine & Liquor Stores	\$3,396,503

Focus Properties

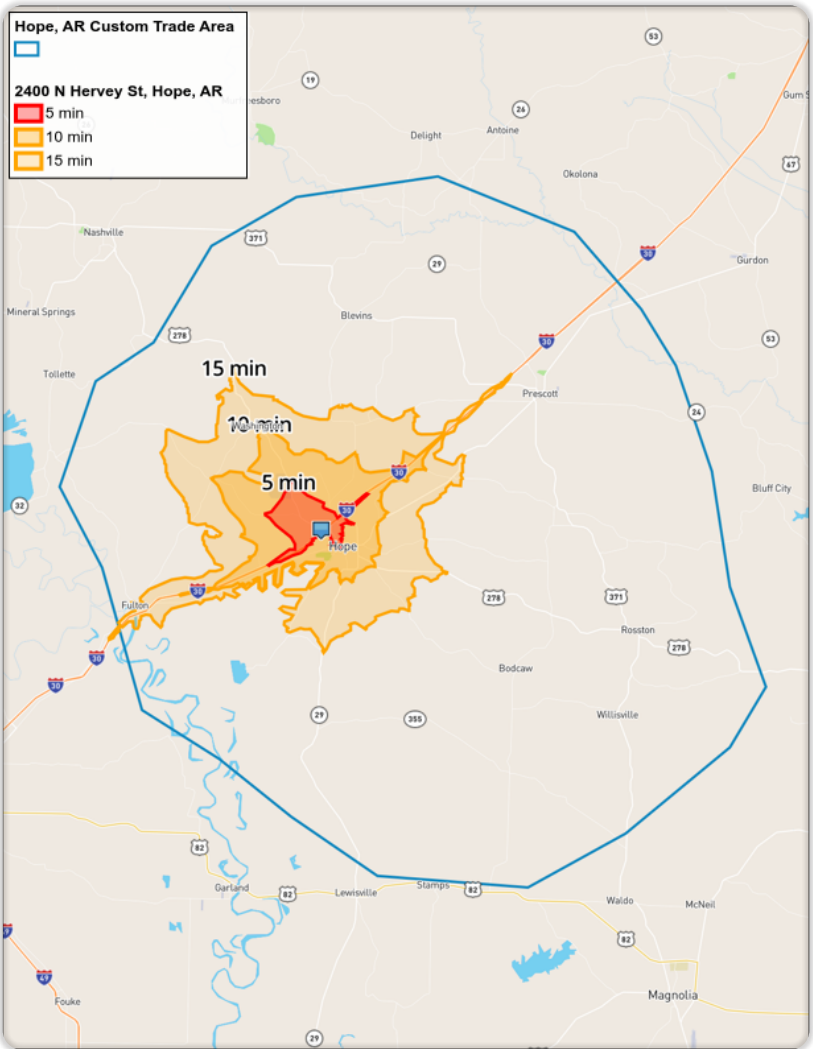
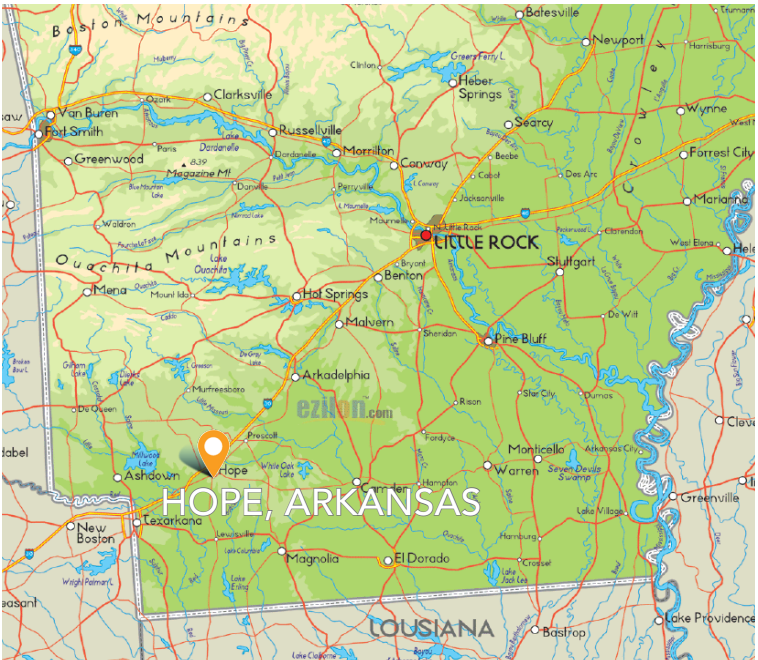
Hope, Arkansas has a catalogue of retail commercial real estate properties in this market. For more information, please contact anna@hopeusa.com or 870.777.8485.



DEMOGRAPHIC PROFILE	3 Mile Radius	5 Mile Radius	10 Mile Radius
2024 Estimated Population	8,843	11,127	15,071
Daytime Population	13,988	16,016	18,861
Median HH Income	\$43,665	\$44,540	\$46,249
Number of Households	3,441	4,384	5,982

	5 Minute DT	10 Minute DT	15 Minute DT
2024 Estimated Population	1,219	10,061	13,432
Daytime Population	2,808	14,967	17,940
Median HH Income	\$46,931	\$44,202	\$45,183
Number of Households	491	3,924	5,332

*Source: STI PopStats



Follow us! [in](#) [ig](#) [f](#) [t](#)

